


Emergency Kit Pick a Pair Card Game

1. Cut out cards on these two pages. You will have 12 pairs.
2. Place the cards face down, and mix them up.
3. Spread them out, and play!
4. The first player turns over two cards. If they match, player get to keep them. If they don't match, palyr turns them back over.
5. The next player takes a turn. Try to remember where each picture is, so you can make a match if you find the other one in the pair.
6. The player with the most pairs wins!


*You can also play this game alone. It's great for your brain!

*When playing with very young children, simply help them match pairs with all cards face up.

Printed from www.Nancymusic.com



flashlight




flashlight




blanket



blanket



canned food



canned food



extra batteries



extra bateries



water



water



whistle



whistle



first aid kit



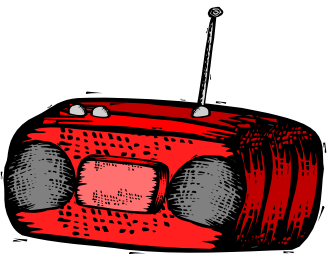
first aid kit




Extra clothing



Extra clothing



radio




radio




can opener



can opener



tools



tools



books



books