


Shake, Rattle, and Roll!

Songs for 0-3 years
CD companion lyrics, activities, and felt patterns

When you see this little chick,  look for tips and more ideas on using these songs!

SIMPLE ASL SONGS (AMERICAN SIGN LANGUAGE)

1. Hello My Friends (ASL in bold)

Hello my **friends** won't you **sing** with me,
Sing with me, come and **sing** with me
Hello my **friends**, won't **sing** with me
Won't you come and **sing** with me.
(repeat with read, dance, play)

ASL signs in order of above lyrics

Friends: : Hook together index fingers of both hands, then unhook, reverse, and hook again.

Sing: : Wave flat right hand as if conducting.

Read: Left hand is held before body, palm up and fingers pointing to the right. This represents the page. The right "v" hand then moves down as if scanning the page.

Dance: right "v" hand swings rhythmically back and forth over the upturned left palm.

Play: Y hands (pinky and thumb open, 3 fingers closed) up by shoulders; shake back and forth at wrists.



Find animated ASL signs online at

<http://commtechlab.msu.edu/sites/aslweb/browser.htm>

- or click on the link on my website

2. More Milk (ASL words in bold)

More milk, more milk

Please may I have some **more milk**

Mine's **all gone**

(repeat with other foods below)

more: tap fingertips together in front of body

milk: : squeeze fist as if milking a cow

please: : Flat hand makes small circle around tummy

all gone: one arm out, palm facing down. Other hand sweeps away while closing

apple: index finger of closed fist touches cheek while twisting

banana: go through the motions of peeling a banana, with right index finger as banana

water: "W" hand shape taps the chin

cracker: tap fist on elbow

BABY TOUCH AND MASSAGE SONGS

Lay your baby down in front of you as you do sing these songs.
Sing them slowly, and enjoy this special time of bonding and communication.

3. One, Two

Lay your baby down in front of you as you do sing these songs.
Sing them slowly, and enjoy this special time with your baby!

One, two, one two (hold up fingers as you count)
I have two eyes, so do you (point to your own eyes, then massage around baby's eyes)
One two, one two (hold up fingers as you count)
I have two ears, so do you (touch your own ears, then baby's- massaging gently)
One two, one two, I have two lips, so do you (touch your lips, then baby's, tracing mouth)
One two, one two (count on fingers)
I have two hands, so do you. (hold up your hands, then baby's, massaging gently)
So do you!

4. Head and Shoulders

Gently touch baby as you name his or her body parts

Head and shoulders, knees and toes, knees and toes
Head and shoulders, knees and toes, knees and toes
Eyes and ears and mouth and nose
Head and shoulders, knees and toes, knees and toes

5. Up, Up, Up

gently walk your fingers up down as lyrics indicate

Up, up, up to baby's nose, Down, down, down to baby's toes (repeat)

6. Baby's Feet

Baby's feet go up, up up, and around and around they go
Baby's feet go up and down, and up and down they go

Baby's arms go up, up, up, and around and around they go
Baby's arms go up and down, and up and down they go

7. Tiny Little Toes

Tiny little toes on tiny little feet
And a tiny little nose that is oh so sweet!

8. Where is Baby's Teddy

Where is baby's teddy, where did he go
Where is baby's teddy, down on baby's toes

Where is baby's teddy, where can he be
Where is baby's teddy, down on baby's knees

Where is baby's teddy, did he go to bed
Where is baby's teddy, up on baby's head

9. Tiny Baby

Tiny baby in my arms, in my arms
Sleeping sweetly in my arms, in my arms
Do you know how much I love you, so amazing and complete
From your tiny perfect nose to your tiny feet

Felt Board Songs

(patterns on the following pages)

10. Lots of Cars (patterns on next page)

Cut out five cars in different colors of felt. Place cars on flannel board one at a time as you sing the song. Take off the biggest and the smallest at the end of the song.

There are lots of cars driving down the street (hands on steering wheel, turning back and forth)
Tell me what color car do you see (place a felt car on the board)
(spread arms on “big”, bring hands close for “little”)
Beep, beep, beep (hand taps nose 3 times)

11. Fishies

cut out five felt fish in different shapes and colors, to match words in song.

There are so many fishies in the deep blue sea. What color fishy do you see?
Red, red, this one's red. This little fishy is red
(Repeat with other colors)

There are so many fishies in the deep blue sea. Can you count the fishies with me...1,2,3,4,5,

There are so many fishies in the deep blue sea
What color is the biggest fish you see?

There are so many fishies in the deep blue sea
What color is the smallest fishies you see.

12. Bluebird Through My Window

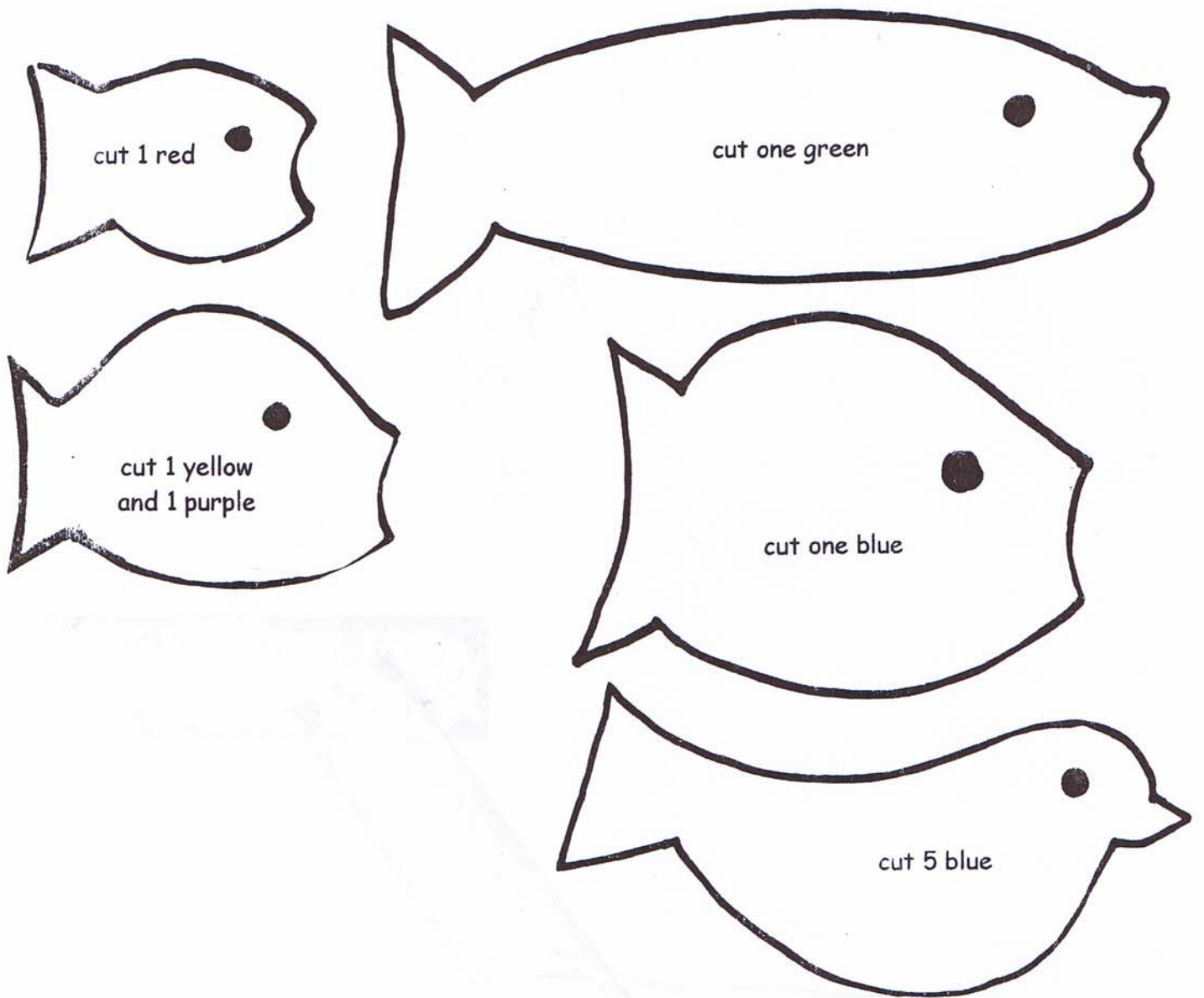
Cut out birds from different colors of felt.

NOTE: This song has been shortened from the original game song which is more appropriate for older children. The complete song can be found at most libraries in collections of children's folk songs

Bluebird, bluebird, through my window,
(fly one bird onto the felt bird)
Oh Johnny, I'm tired. Nite, nite!
(hands rest on head)

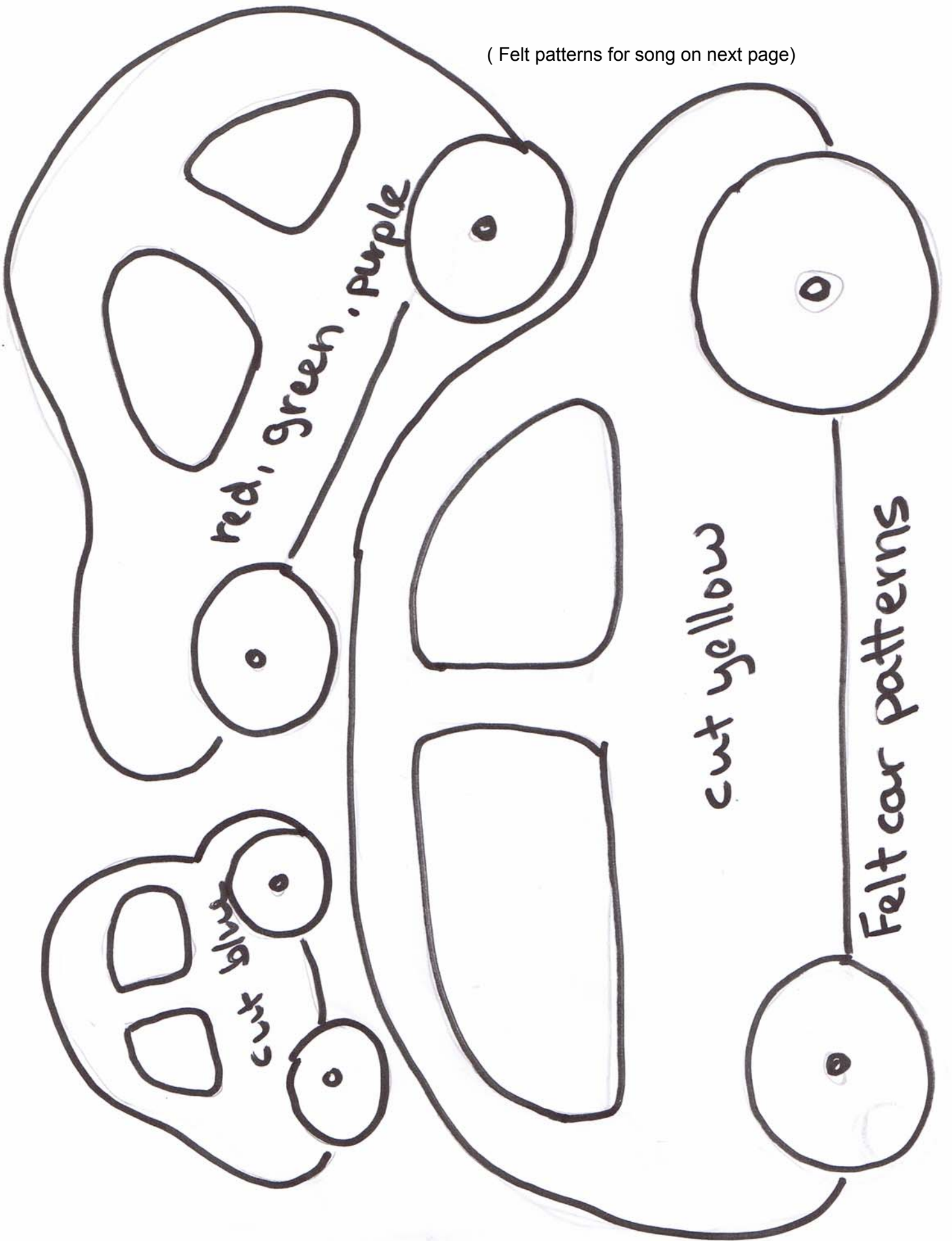
Repeat with other colors

Patterns for Felt Shapes



Cover a small piece of cardboard with felt, and place felt shapes in baggies. As your child gets older, he or she can sing the songs and place the pieces on the board while in the car, or while waiting at the market or doctor's office.

(Felt patterns for song on next page)



red, green, purple

cut yellow

Felt car patterns

cut
blue

Egg Shaking Songs

13. If You Have a Pink Egg

If you have a pink egg, shake that pink egg
If you have a pink egg, shake it right now
(repeat with other colors)



Detailed instructions for making egg shakers can be found under "homemade instruments" at www.Nancymusic.com!

14. Shake Your Egg and Follow Me (tune of London Bridges)

Shake your egg and follow me, follow me, follow me (lead child around the room as you shake and sing)
Shake your egg and follow me
Now put your egg on your head!

When singing this song with infants, change the words to "shake your egg along with me." Great for singing while you have the baby on a changing table or in your lap, as you put the egg on the baby.



Keep an egg on your changing table and let your baby shake while you sing songs and change the diaper!



Song to Use With Books

15. When Ducks Get up in the Morning

Slap thighs in rhythm as you hold up pictures of animals and sing.

When ducks get up in the morning, they always say good day
When ducks get up in the morning, they always say good day
Quack, quack, quack, quack, that is what they say, they say
Quack, quack, quack, quack, that is what they say
(repeat with other animals and pictures)



Use a book with one animal on each page. My favorite book of animal pictures to use with this song is, *I Love Animals*, by Flora McDonnell. It is available in several formats. and children love the large colorful illustrations!

16. I'll Drive a Dump Truck

Hold up pictures of different vehicles,
slap thighs in rhythm

I'll drive a dump truck, dump truck, dump truck
I'll drive a dump truck all day long
(repeat with other vehicles)



Check your local library for great picture books of vehicles! Stop the song and talk about each picture before going to the next.



Make a photo album of family members, and sing this song as you turn the pages and point to people and pets.

17. Baby, who do you See?

Baby, who do you see?
I see mommy looking at me
Baby, who do you see?
I see daddy looking at me
Baby, who do you see?
I see doggy looking at me
Baby, who do you see?
I see kitty cat looking at me

Finger Games

18. Open Shut Them

This is a traditional song with many variations. Feel free to make up your own! The motions are self-explanatory. .

1. Open, shut them, open shut them
Give a little clap, clap, clap
Open, shut them, open, shut them
Lay them in your lap, lap, lap
2. Creep them, creep them, slowly creep them
to your little chin chin chin
Open up your little mouth
But do not let them in, in, in
3. Open, shut them, open shut them
To your shoulders fly
Then like the little birdies
Let them flutter to the sky
(repeat first verse)

19. Way Up in the Sky

This song lends itself to big exaggerated motions, and quiet and loud!

Way up in the sky (hands overhead in a big motion)
The little birds fly (bend elbows and “flap” wings)
Way down in the nest (hands point down)
The little birds rest (head on hands)
With a wing on the left (make wing on left side)
And a wing on the right (make wing on right side)
The little birds sleep (head on hands)
All through the night
Shh! (finger to lips) They’re sleeping (whisper)

The bright sun comes out (hands make big circle overhead)
The dew falls away (fingers rain down)
Good morning, good morning the little birds say (flap wings)

20. Clap Your Hands

Clap, clap, clap your hands together
Clap, clap, clap your hands together
(repeat with shake, pound, roll hands, and pat your face)

21. Slow Fast Song

Clap, clap, clap your hands as slowly as you can
Clap, clap, clap your hands as quickly as you can
(repeat with other motions)

22. Little Arabella Miller

Little Arabella Miller had a fuzzy caterpillar (pretend to hold caterpillar in hand)
First it crawled upon her mother (hand crawls up one arm)
Then upon her baby brother (other hand crawls up arm)
They said, “Arabella Miller, put away your caterpillar. (hide both hands behind back)

Little Arabella Miller had a fuzzy caterpillar (pretend to hold caterpillar in hand)
First it crawled upon her brother (hand crawls up one arm)
Then upon her dear grandmother (other hand crawls up arm)
Grandma said, “Dear Arabella how I love your caterpillar. (pretend to hold caterpillar in hand)

23. One Little Baby

One little baby rocking in a tree
(hold up one finger, then cradle arms and rock)
Two little babies splashing in the sea
(hold up two fingers, then fingers wiggle in rhythm)
Three little babies crawling on the floor
(hold up three fingers, then 3 fingers walk on other hand)
Four little babies banging on the door
(hold up four fingers, then fist pounds on open hand)
Five little babies playing hide-and-seek
(hold up five fingers, then cover eyes until “peek”)
Now keep your eyes covered until I say... Peek!